Nidec Power



LSA Rating Table

Low Voltage Alternators - 4 poles

General features and ratings

LEROY-SOMER™

Table of contents

1 - NOMINAL RATING DEFINITION 3

2 - INSULATION CLASS AND TEMPERATURE RISE 3

3 - DERATING 3

4 - WINDING 3

5 - GENERAL FEATURES 4

5.1 - Standards 4

5.2 - Electrical features 4

5.3 - Mechanical features 5

6 - ACCESSORIES AND OPTIONS 5

7 - PRODUCT DESCRIPTION 5

8 - RECONNECTIONS 50Hz 6

8.1 - Standard 6 winding (voltage: 190 - 200 - 208 V / 220 - 230 - 240 V / 380 - 400 - 415 V) 7

8.2 - Standard 6 winding (voltage: 220 V / 440 V) 8

8.3 - Standard 6 winding - 12 wires option (voltage: 190 - 200 - 208 V / 220 - 230 - 240 V / 380 - 400 - 415 V) 9

8.4 - Standard 6 winding - 12 wires option (voltage: 220 V / 440 V) 9

8.5 - Specific 7 winding (voltage: 208 - 220 V / 240 - 254 V / 415 - 440 V) 10

8.6 - Specific 9 winding (voltage: 500 - 525 V) 11

8.7 - Specific 22 or 23 winding (voltage: 550 V) 12

8.8 - Specific 22 or 23 winding (voltage: 600 V) 13

8.9 - Specific 10 or 52 winding (voltage: 660 - 690 V) 14

8.10 - Standard 6 winding (1-phase - voltage: 220 - 240 V) 15

8.11 - Dedicated winding M (dedicated 1-phase - voltage: 110 - 120 V / 220 - 240 V) 15

9 - RECONNECTIONS 60Hz 16

9.1 - Standard 6 winding (voltage: 190 - 208 V / 220 - 240 V / 380 - 416 V) 17

9.2 - Standard 6 winding (voltage: 220 - 240 V / 254 - 277 V / 440 - 480 V) 18

9.3 - Standard 6 winding - 12 wires (voltage: 190 - 208 V / 220 - 240 V / 380 - 416 V) 19

9.4 - Standard 6 winding - 12 wires (voltage: 220 - 240 V / 254 - 277 V / 440 - 480 V) 19

9.5 - Specific 8 winding (voltage: 190 - 208 V / 220 - 240 V / 380 - 416 V) 20

9.6 - Specific 9 winding (voltage: 347 V / 600 V) 21

9.7 - Specific 22 or 23 winding (voltage: 660 - 690 V) 22

9.8 - Standard 6 winding (1-phase - voltage: 220 - 240 V) 23

9.9 - Dedicated winding M or M1 (dedicated 1-phase - voltage: 115 - 120 V / 230 - 240 V) 23

Technical definitions

INTRODUCTION

This catalogue is a summary of ratings for the LSA low voltage range at the most common voltages around the world.
For other voltages, please consult Nidec Power.

1 - NOMINAL RATING DEFINITION

- Continuous rating S1/40°C - IEC 60034-1 definition

Running at constant load limited to the insulation class ; permissible overload 1 h every 12 hours.

- Stand-by rating 40°C (H: 150K)

Running at constant load **without** over load, for a limited duration of maximum 500h/year, with a permissible increase of the temperature rise above class H.

- Stand-by rating 27°C (H: 163K)

Running at constant load **without** over load, for a limited duration of maximum 500h/year, with a permissible increase of the temperature rise above class H. The lower ambient temperature (27°C) allows to increase the nominal rating.

A same machine is capable of the following operations:
example: **S1/40°C = 100 kW - std by/40°C = 105 kW - std by/27°C = 110 kW**

2 - INSULATION CLASS AND TEMPERATURE RISE

The windings on all Leroy-Somer™ alternators are protected with class H insulation system.
The tables in this document give power values for class H (125K) and F (105K) temperature rises.
For more information on insulation and temperature rise classes, please read our technical note TN11 (ref. 5202).

3 - DERATING

Multiply nominal rating by derating factors indicated in the following table.

Altitude (m)	1000	1500	2000	2500	3000	3500	4000
Derating factor	1	0.975	0.949	0.922	0.894	0.866	0.837

Ambient T °C	25	40	45	50	55	60 (*)
Class H	1.076	1	0.973	0.946	0.918	0.889
Class F	1.095	1	0.966	0.931	0.894	0.856
Class B	1.140	1	0.949	0.894	0.837	0.775

(*) External AVR if ≥ 56 °C

Lagging PF	0.6	0.7	0.8	0.9	1
Derating factor	0.86	0.93	1	1	1

For a rated P.F. at 0.8

4 - WINDING

The windings proposed by Nidec Power in this document are in 2/3 pitch.
- Standard winding No.: 6 (12 wires)
- Optimized winding No.: 7, 8, 9, 10, 22, 23 and 52
- Winding M or M1, dedicated 1-phase winding (4 wires)

“S” after the winding number means “6 leads” ex: 6S.
“T” or “+” after winding give an information about the saturation level of the stator.

5 - GENERAL FEATURES

5.1 - Standards

The Leroy-Somer™ LSA alternators meet all key international standards and regulations, including IEC 60034, NEMA MG 1.32-33, ISO 8528-3, CSA C22.2 n°100-14 and UL 1446 (UL 1004 on request). Also compliant with IEC 61000-6-2, IEC 61000-6-3, IEC 61000-6-4, VDE 0875G, VDE 0875N and EN 55011, group 1 class A for European zone.
The Leroy-Somer™ LSA alternators can be integrated in EC marked generator sets, and they bear EC, UKCA and CMIM markings.
They are designed, manufactured and marketed in an ISO 9001 and ISO 14001 quality assurance environment.

5.2 - Electrical features

- Excitation systems
Nidec Power propose a large choice of excitation systems, depending on the customer needs:
- SHUNT system, without short-circuit capacity
- AREP or **PMG** system, with a short-circuit capacity of 3 times the nominal current for 10 seconds

- Voltage regulators
The 4-pole LSA alternators are fitted with reliable and performant AVR's, designed and manufactured by Nidec Power.
Available excitation systems depending on selected alternator and are indicated in nominal rating tables.

Alternators LSA	40	42.3	44.3	46.3	47.3	49.3	50.2	52.3	53.2	54.2
SHUNT	R220		R250			-	-	-	-	-
SHUNT dedicated 1-phase 50 and 60 Hz	R221		R251	-	-	-	-	-	-	-
AREP / PMG	D350*	D350		D350	D350	D350	D350	D550		
SHUNT / AREP / PMG	D550 (optional)									

* AREP only

- Frequency
LSA alternators may operate either 50 or 60 Hz. The standard winding (code 6) is suitable both for 50 and 60 Hz. For dedicated windings, see specific table or consult factory.

- Power factor: P.F.
LSA alternators are designed to operate between 0.8 and 1 power factor.
A derating is necessary below 0.8 power factor (see derating chart). Consult us for other P.F. needs.

- Waveform
Total harmonic distorsion (THD), at no load or linear load is less than 5% according to IEC.
TIF/Telephone influence factor according to NEMA is less than 50.

- Transient features
Transient voltage dip for rated step load at 0.8 power factor is less than 18 %.
Recovery time for a 20 % transient voltage dip is less than 0.5 s.

- Parallel operation
All LSA alternators can operate in parallel with other alternators (2/3 pitch winding) with AREP/PMG (except LSA 40 with AREP only), or with the mains, when they are equipped with the appropriate devices (AVR, current transformer...).

- Overload acceptance
LSA alternators can be overloaded according to NEMA.

- Single phase operation
LSA 40, LSA 42.3, LSA 44.3 and LSA 46.3 alternators can be reconnected for single phase operation. The single phase rating is given in the various alternator data sheets. LSA 40, LSA 42.3 and LSA 44.3 can be supplied with a dedicated single phase winding (code M or M1).

5.3 - Mechanical features

- Mechanical arrangement
LSA alternators can be provided in single bearing or two bearing configurations. A large range of engine adaptors and coupling discs are available to fit the major engines.

- Enclosure
Standard enclosure is IP 23. Other enclosures such as IP 44, IP 55 can be proposed on request (possible derating).

Technical definitions

- **Bearings**
  Sealed for life bearings up to LSA 50.2 (regreasable bearing option from LSA 46.3), regreasable bearings from LSA 52.3.
- **Balancing**
  All rotors are dynamically balanced according to ISO 1940 and IEC 60034-14. Two bearing rotors are balanced with a half key.
- **Direction of rotation**
  LSA alternators can operate in both directions (5% derating for anticlockwise running for LSA 47.3, LSA 49.3 and LSA 50.2). LSA 52.3, LSA 53.2 and LSA 54.2 alternators are designed to have only one direction of rotation, which has to be defined upon ordering.
- **Overspeed**
  The maximum overspeed is 2250 R.P.M. (1.25 times the 60 Hz rated speed).
- **Insulation and protection**
  LSA alternators are class H insulated. The standard winding protection can accept up to 95 % relative humidity and is suitable for indoors marine applications. Specific added coatings can be proposed for harsh environments. Refer to technical note TN12 (ref. 5338).
- **Terminal box and connectors**
  LSA alternators are fitted with a large terminal box which facilitates access to the AVR and allows easy access to the connections. Current transformers and other optional modules can be fitted within the terminal box.
- **Mechanical structure**
  Steel frame. Aluminum, cast iron or steel housings and flanges depending on models.
- **Painting**
  LSA alternators are supplied painted. The color can be chosen by the customer. For more details on the paint specification LSA 52, refer to technical note TN18 (ref. 5727).

6 - ACCESSORIES AND OPTIONS

- Digital AVR D550 (includes three phase sensing and paralleling with the grid)
- EMI suppression module R791 for other areas than EC
- PMG (from LSA 42.3)
- Engine adaptors for two bearing alternators
- Air inlet filters (5% derating)
- Air inlet or outlet filters with IP44 (10% derating) (8% derating for LSA 52.3)
- Specific stator protections for harsh environments
- Specific painting
- Greasable bearings for LSA 46.3, LSA 47.3, LSA 49.3 and LSA 50.2
- Thermal sensors for bearings
- Thermal sensors for stator windings
- Anti condensation heaters (retrofitable)
- Remote voltage potentiometers
- Current transformers for paralleling with other alternators
- First emergency kits (AVR + diodes)

7 - PRODUCT DESCRIPTION

The machine name is defined according to various criteria (see below).

Example of description for:

LSA 49.3 M6 C6/4

- LSA: Range
- 49.3: Frame size
- M6: Core length
- C: Excitation system (C: AREP / J: SHUNT or SHUNT + PMG)
- 6/4: Winding number / number of poles

Voltage reconnections

8 - RECONNECTIONS 50 Hz

4 POLES - 1500 R.P.M.							
Phase - Code	**3-ph - D**	**3-ph - F**	**3-ph - D**	**3-ph - F**	**3-ph - A**	**1-ph - FF**	**1-ph - G**
Connections			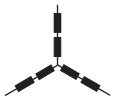		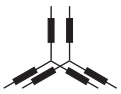		
	star	**delta**	**star**	**delta**	**parallel star**	**double delta**	**open delta**
Number of wires	**6**	**6**	**12**	**12**	**12**	**12**	**12**
Winding 6 standard	**380-400-415V** (pages 7 & 9)	**220 - 240V** (pages 7 & 9)	**380-400-415V** (pages 7 & 9)	**220 - 240V** (pages 7 & 9)	**190 - 208V** (pages 7 & 9)	**220 - 240V** (page 15)	**220 - 240V** (page 15)
Winding 6 standard	**440 V** (page 8)	-	**440 V** (page 8)	-	**220 V** (page 8)	-	-
Winding 7 specific (on request)	**415 - 440 V** (page 10)	**240 - 254 V** (page 10)	**415 - 440 V** (page 10)	**240 - 254 V** (page 10)	**208 - 220 V** (page 10)	**240 - 254 V** (consult factory)	**240 - 254 V** (consult factory)
Winding 9 specific (on request)	**500 - 525 V** (page 11)	-	**500 - 525 V** (page 11)	-	-	-	-
Winding 22 or 23 specific (on request)	**550 V** (page 12) **600 V** (page 13)	-	**550 V** (page 12) **600 V** (page 13)	-	-	-	-
Winding 10 or 52 specific (on request)	**660 - 690 V** (page 14)	-	**660 - 690 V** (page 14)	-	-	-	-

Winding M specific, dedicated 1-phase 4 wires (on request)

SE (serie) **220 - 240 V** (page 15)

PA (parallel) **110 - 120 V** (page 15)

50 Hz - 3-phase

1500 R.P.M. - P.F. 0.8

D Star (6 or 12 wires)	A Parallel Star (12 wires only)	F Delta (6 or 12 wires)
380 - 400 - 415 V	190 - 200 - 208 V	**220 - 230 - 240 V**

The connections “A” and “F” are not available for LSA 52.3, LSA 53.2 & LSA 54.2

8.1 - Winding 6 standard

		Excitation				kVA @ 190V, 220V, 380V				kVA @ 200V, 230V, 400V				kVA @ 208V, 240V, 415V			
						40 °C cont.		40 °C St.by	27 °C St.by	40 °C cont.		40 °C St.by	27 °C St.by	40 °C cont.		40 °C St.by	27 °C St.by
TYPE		SHUNT	AREP	PMG	wires	H :125 K	F :105 K	H : 150 K	H : 163 K	H :125 K	F :105 K	H : 150 K	H : 163 K	H :125 K	F :105 K	H : 150 K	H : 163 K
LSA 40 VS1		J6/4	C6/4	-	12	10	9	10.5	11	10	9	10.5	11	10	9	10.5	11
LSA 40 VS2		J6/4	C6/4	-	12	12.5	11.5	13.5	14	12.5	11.5	13.5	14	12.5	11.5	13.5	14
LSA 40 S3		J6/4	C6/4	-	12	15	14	16	16.5	15	14	16	16.5	15	14	16	16.5
LSA 40 S4		J6/4	C6/4	-	12	17.5	16	19	19.5	17.5	16	19	19.5	17.5	16	19	19.5
LSA 40 M5		J6/4	C6/4	-	12	20	18.5	21.5	22	20	18.5	21.5	22	20	18.5	21.5	22
LSA 42.3 VS1		J6/4	C6/4	Option	12	25	23	26.5	27.5	25	23	26.5	27.5	25	23	26.5	27.5
LSA 42.3 VS2		J6/4	C6/4	Option	12	27	24.5	28.5	30	27	24.5	28.5	30	27	24.5	28.5	30
LSA 42.3 VS3		J6/4	C6/4	Option	12	32	29	34	35	32	29	34	35	32	29	34	35
LSA 42.3 S4		J6/4	C6/4	Option	12	35	32	37	38.5	35	32	37	38.5	35	32	37	38.5
LSA 42.3 S5		J6/4	C6/4	Option	12	40	36.5	42.5	45	40	36.5	42.5	45	40	36.5	42.5	45
LSA 42.3 M7		J6/4	C6/4	Option	12	45	41	48	50	45	41	48	50	45	41	48	50
LSA 42.3 M8		J6/4	C6/4	Option	12	50	45.5	53	55	50	45.5	53	55	50	45.5	53	55
LSA 42.3 L9		J6/4	C6/4	Option	12	60	55	64	66	60	55	64	66	60	55	64	66
LSA 44.3 S2		J6/4	C6/4	Option	12	70	64	74	77	70	64	74	77	70	64	74	77
LSA 44.3 S3		J6/4	C6/4	Option	12	80	73	85	88	80	73	85	88	80	73	85	88
LSA 44.3 S4		J6/4	C6/4	Option	12	90	82	95	100	90	82	95	100	90	82	95	100
LSA 44.3 S5		J6/4	C6/4	Option	12	100	91	106	110	100	91	106	110	100	91	106	110
LSA 44.3 M6	*	J6/4	C6/4	Option	12	125	114	133	138	125	114	133	138	125	114	133	138
LSA 44.3 M8		J6/4	C6/4	Option	12	135	123	143	150	135	123	143	150	135	123	143	150
LSA 44.3 L10	*	J6/4	C6/4	Option	12	150	137	159	165	150	137	159	165	150	137	159	165
LSA 44.3 L12	*	J6/4	C6/4	Option	12	165	150	175	182	165	150	175	182	165	150	175	182
LSA 44.3 VL13		J6/4	C6/4	Option	12	180	164	191	200	180	164	191	200	180	164	191	200
LSA 44.3 VL14		J6/4	C6/4	Option	12	192	175	204	211	200	182	212	220	200	182	212	220
LSA 46.3 S4		J6/4	C6/4	Option	12	230	209	244	253	230	209	244	253	230	209	244	253
LSA 46.3 S5		J6/4	C6/4	Option	12	240	218	254	264	250	228	265	275	250	228	265	275
LSA 46.3 M7	*	J6/4	C6/4	Option	12	275	250	292	303	275	250	292	303	275	250	292	303
LSA 46.3 M8	*	J6/4	C6/4	Option	12	290	264	307	319	300	273	318	330	300	273	318	330
LSA 46.3 L10		J6/4	C6/4	Option	12	325	300	345	358	325	300	345	358	325	300	345	358
LSA 46.3 L11		J6/4	C6/4	Option	12	350	319	371	385	365	332	387	400	365	332	387	400
LSA 47.3 S4	*	J6/4	C6/4	Option	12	410	375	435	450	410	375	435	450	410	375	435	450
LSA 47.3 S5		J6/4	C6/4	Option	12	455	415	480	500	455	415	480	500	455	415	480	500
LSA 47.3 M7		J6/4	C6/4	Option	12	500	465	550	570	500	465	550	570	500	465	550	570
LSA 47.3 M8		J6/4	C6/4	Option	12	550	500	585	600	550	500	585	600	550	500	585	600
LSA 47.3 L9	*	J6/4	C6/4	Option	12	600	545	635	660	600	545	635	660	600	545	635	660
LSA 47.3 L10	*	J6/4	C6/4	Option	12	645	587	684	710	660	600	730	745	660	600	730	745
LSA 49.3 M6		-	C6S/4	Option	6	730	660	780	810	730	660	780	810	730	660	780	810
LSA 49.3 M8		-	C6S/4	Option	6	820	760	910	945	820	760	910	945	820	760	910	945
LSA 49.3 L9		-	C6S/4	Option	6	910	820	1000	1020	910	820	1000	1020	910	820	1000	1020
LSA 49.3 L10		-	C6S/4	Option	6	1000	900	1085	1130	1000	900	1085	1130	1000	900	1085	1130
LSA 50.2 M6		-	C6S/4	Option	6	1250	1125	1315	1375	1250	1125	1315	1375	1250	1125	1315	1375
LSA 50.2 L7	**	-	C6S/4	Option	6	1350	1215	1420	1485	1350	1215	1420	1485	1350	1215	1420	1485
LSA 50.2 L8		-	C6S/4	Option	6	1450	1320	1520	1595	1500	1350	1575	1650	1500	1350	1575	1650
LSA 50.2 VL10		-	C6S/4	Option	6	1600	1455	1680	1760	1640	1475	1720	1800	1600	1455	1680	1760
LSA 52.3 S5		-	C6S/4	Option	6	1860	1696	1953	2046	1860	1696	1953	2046	1860	1696	1953	2046
LSA 52.3 S6		-	C6S/4	Option	6	2000	1824	2100	2200	2000	1824	2100	2200	2000	1824	2100	2200
LSA 52.3 S7		-	C6S/4	Option	6	2200	2006	2310	2420	2200	2006	2310	2420	2200	2006	2310	2420
LSA 52.3 L9		-	C6S/4	Option	6	2360	2152	2478	2596	2360	2152	2478	2596	2360	2152	2478	2596
LSA 52.3 L12		-	C6S/4	Option	6	2560	2335	2688	2816	2560	2335	2688	2816	2560	2335	2688	2816
LSA 52.3 UL16		-	C6S/4	Option	6	2750	2508	2888	3025	2750	2508	2888	3025	2750	2508	2888	3025
LSA 53.2 M9		-	C6S/4	Option	6	3000	2736	3150	3300	3000	2736	3150	3300	3000	2736	3150	3300
LSA 53.2 M12		-	C6S/4	Option	6	3300	3010	3465	3630	3300	3010	3465	3630	3300	3010	3465	3630
LSA 54.2 M10		-	C6S/4	Option	6	3420	3118	3591	3762	3420	3118	3591	3762	3420	3118	3591	3762
LSA 54.2 L14		-	C6TS/4	Option	6	4320	3938	4536	4752	4320	3938	4536	4752	-	-	-	-

* Paralleling with the grid or between alternators, select the 6 wires configuration.

** Paralleling with the grid or between alternators, contact us.

50 Hz - 3-phase

1500 R.P.M. - P.F. 0.8

D Star (6 or 12 wires)	A Parallel Star (12 wires only)
440 V (maximum voltage)	220 V (maximum voltage)

8.2 - Winding 6 standard

		Excitation				kVA @ 220V, 440V (1)			
						40 °C cont.		40 °C St.by	27 °C St.by
TYPE		SHUNT	AREP	PMG	wires	H : 125 K	F : 105 K	H : 150 K	H : 163 K
LSA 40 VS1		J6/4	C6/4	-	12	**9**	8	9.5	10
LSA 40 VS2		J6/4	C6/4	-	12	**11**	10	12	12.5
LSA 40 S3		J6/4	C6/4	-	12	**13**	12	14	15
LSA 40 S4		J6/4	C6/4	-	12	**16**	14.5	17	17.5
LSA 40 M5		J6/4	C6/4	-	12	**18**	16.5	19	20
LSA 42.3 VS1		J6/4	C6/4	Option	12	**24.5**	22.5	26	27
LSA 42.3 VS2		J6/4	C6/4	Option	12	**26**	23.5	27.5	28.5
LSA 42.3 VS3		J6/4	C6/4	Option	12	**30**	27.5	32	33
LSA 42.3 S4		J6/4	C6/4	Option	12	**30.5**	28	32.5	33.5
LSA 42.3 S5		J6/4	C6/4	Option	12	**35**	32	37	38.5
LSA 42.3 M7		J6/4	C6/4	Option	12	**39**	35.5	41.5	43
LSA 42.3 M8		J6/4	C6/4	Option	12	**43**	39	45.5	47.5
LSA 42.3 L9		J6/4	C6/4	Option	12	**52**	47.5	55	57
LSA 44.3 S2		J6/4	C6/4	Option	12	**63**	57	67	69
LSA 44.3 S3		J6/4	C6/4	Option	12	**72**	66	76	79
LSA 44.3 S4		J6/4	C6/4	Option	12	**81**	74	86	89
LSA 44.3 S5		J6/4	C6/4	Option	12	**90**	82	95	99
LSA 44.3 M6	*	J6/4	C6/4	Option	12	**113**	103	120	124
LSA 44.3 M8		J6/4	C6/4	Option	12	**122**	111	129	134
LSA 44.3 L10	*	J6/4	C6/4	Option	12	**135**	123	143	149
LSA 44.3 L12	*	J6/4	C6/4	Option	12	**138**	126	150	157
LSA 44.3 VL13		J6/4	C6/4	Option	12	**171**	156	181	188
LSA 44.3 VL14		J6/4	C6/4	Option	12	**192**	175	204	211
LSA 46.3 S4		J6/4	C6/4	Option	12	**219**	200	232	240
LSA 46.3 S5		J6/4	C6/4	Option	12	**238**	216	252	261
LSA 46.3 M7	*	J6/4	C6/4	Option	12	**261**	238	277	287
LSA 46.3 M8	*	J6/4	C6/4	Option	12	**285**	259	302	313
LSA 46.3 L10		J6/4	C6/4	Option	12	**309**	281	327	340
LSA 46.3 L11		J6/4	C6/4	Option	12	**347**	316	368	380
LSA 47.3 S4	*	J6/4	C6/4	Option	12	**400**	364	424	440
LSA 47.3 S5		J6/4	C6/4	Option	12	**445**	405	472	490
LSA 47.3 M7		J6/4	C6/4	Option	12	**490**	449	519	539
LSA 47.3 M8		J6/4	C6/4	Option	12	**540**	491	572	594
LSA 47.3 L9	*	J6/4	C6/4	Option	12	**500**	455	530	550
LSA 47.3 L10	*	J6/4	C6/4	Option	12	**630**	573	668	693
LSA 49.3 M6		-	C6S/4	Option	6	**665**	600	730	765
LSA 49.3 M8		-	C6S/4	Option	6	**810**	710	885	925
LSA 49.3 L9		-	C6S/4	Option	6	**820**	740	920	965
LSA 49.3 L10		-	C6S/4	Option	6	**950**	840	1030	1080
LSA 50.2 M6		-	C6S/4	Option	6	**1190**	1095	1275	1330
LSA 50.2 L7	**	-	C6S/4	Option	6	**1260**	1150	1365	1425
LSA 50.2 L8		-	C6S/4	Option	6	**1440**	1320	1555	1625
LSA 50.2 VL10		-	C6S/4	Option	6	**1545**	1420	1670	1730

(1) Use winding 7 for parallel operation with the main

* Paralleling with the grid or between alternators, select the 6 wires configuration.

** Paralleling with the grid or between alternators, contact us.

50 Hz - 3-phase

1500 R.P.M. - P.F. 0.8

D Star (6 or 12 wires)	A Parallel Star (12 wires only)	F Delta (*) (6 or 12 wires)
380 - 400 - 415 V	190 - 200 - 208 V	**220 - 230 - 240 V**

(*) LSA 50.2 not possible

8.3 - Winding 6 standard					kVA @ 190V, 220V, 380V				kVA @ 200V, 230V, 400V				kVA @ 208V, 240V, 415V			
Excitation					40 °C cont.		40 °C St.by	27 °C St.by	40 °C cont.		40 °C St.by	27 °C St.by	40 °C cont.		40 °C St.by	27 °C St.by
TYPE	SHUNT	AREP	PMG	wires	H :125 K	F :105 K	H : 150 K	H : 163 K	H :125 K	F :105 K	H : 150 K	H : 163 K	H :125 K	F :105 K	H : 150 K	H : 163 K
OPTION: 12 wires																
LSA 49.3 M6	-	C6/4	Option	12	**730**	660	780	810	**730**	660	780	810	**730**	660	780	810
LSA 49.3 M8	-	C6/4	Option	12	**820**	760	910	945	**820**	760	910	945	**820**	760	910	945
LSA 49.3 L9	-	C6/4	Option	12	**910**	820	1000	1020	**910**	820	1000	1020	**910**	820	1000	1020
LSA 49.3 L10	-	C6/4	Option	12	**1000**	900	1085	1130	**1000**	900	1085	1130	**1000**	900	1085	1130
LSA 50.2 M6	-	C6/4	Option	12	**1045**	940	1045	1045	**1100**	990	1100	1100	**1140**	1026	1140	1140
LSA 50.2 L8	-	C6/4	Option	12	**1250**	1125	1250	1250	**1300**	1170	1300	1300	**1350**	1215	1350	1350

1500 R.P.M. - P.F. 0.8

D Star (6 or 12 wires)	A Parallel Star (12 wires only)
440 V (maximum voltage)	220 V (maximum voltage)

8.4 - Winding 6 standard					kVA @ 220V, 440V (1)			
Excitation					40 °C cont.		40 °C St.by	27 °C St.by
TYPE	SHUNT	AREP	PMG	wires	H : 125 K	F : 105 K	H : 150 K	H : 163 K
OPTION: 12 wires								
LSA 49.3 M6	-	C6/4	Option	12	**665**	600	730	765
LSA 49.3 M8	-	C6/4	Option	12	**810**	710	885	925
LSA 49.3 L9	-	C6/4	Option	12	**820**	740	920	965
LSA 49.3 L10	-	C6/4	Option	12	**950**	840	1030	1080
LSA 50.2 M6	-	C6/4	Option	12	**1210**	1089	1210	1210
LSA 50.2 L8	-	C6/4	Option	12	**1430**	1287	1430	1430

(1) Use winding 7 for parallel operation with the main

50 Hz - 3-phase

1500 R.P.M. - P.F. 0.8

D Star (6 or 12 wires)	A Parallel Star (12 wires only)	F Delta (6 or 12 wires)
415 - 440 V	208 - 220 V	**240 - 254 V**

The connections “A” and “F” are not available for LSA 52.3, LSA 53.2 & LSA 54.2

8.5 - Winding 7 specific

						kVA @ 208V, 240V, 415V				kVA @ 220V, 254V, 440V			
		Excitation				40 °C cont.		40 °C St.by	27 °C St.by	40 °C cont.		40 °C St.by	27 °C St.by
TYPE		SHUNT	AREP	PMG	wires	H :125 K	F :105 K	H : 150 K	H : 163 K	H :125 K	F :105 K	H : 150 K	H : 163 K
LSA 40 VS1	*	J7/4	C7/4	-	12	**10**	9	10.6	11	**10**	9	10.6	11
LSA 40 VS2		J7/4	C7/4	-	12	**12.5**	11.4	13.5	14	**12.5**	11.4	13.5	14
LSA 40 S3		J7/4	C7/4	-	12	**15**	13.7	16	16.5	**15**	13.7	16	16.5
LSA 40 S4		J7/4	C7/4	-	12	**17.5**	16	18.6	19.5	**17.5**	16	18.6	19.5
LSA 40 M5		J7/4	C7/4	-	12	**20**	18.2	21.2	22	**20**	18.2	21.2	22
LSA 42.3 VS1		J7/4	C7/4	Option	12	**25**	23	26.5	27.5	**25**	23	26.5	27.5
LSA 42.3 VS2		J7/4	C7/4	Option	12	**27**	24.5	28.5	29.5	**27**	24.5	28.5	29.5
LSA 42.3 VS3		J7/4	C7/4	Option	12	**30.5**	28	32.5	33.5	**32**	29	34	35
LSA 42.3 S4		J7/4	C7/4	Option	12	**33.5**	30.5	35.5	37	**35**	32	37	38.5
LSA 42.3 S5		J7/4	C7/4	Option	12	**38**	34.5	40.5	42	**40**	36.5	42.5	44
LSA 42.3 M7		J7/4	C7/4	Option	12	**43**	39	45.5	47.5	**45**	41	47.5	49.5
LSA 42.3 M8		J7/4	C7/4	Option	12	**47.5**	43	50	52	**50**	45.5	53	55
LSA 42.3 L9		J7/4	C7/4	Option	12	**57**	52	60	63	**60**	55	64	66
LSA 44.3 S2		J7/4	C7/4	Option	12	**70**	64	74	77	**70**	64	74	77
LSA 44.3 S3		J7/4	C7/4	Option	12	**80**	73	85	88	**80**	73	85	88
LSA 44.3 S4	*	J7/4	C7/4	Option	12	**90**	82	95	99	**90**	82	95	99
LSA 44.3 S5	*	J7/4	C7/4	Option	12	**100**	91	106	110	**100**	91	106	110
LSA 44.3 M6		J7/4	C7/4	Option	12	**121**	110	128	133	**125**	114	133	138
LSA 44.3 M8	*	J7/4	C7/4	Option	12	**134**	122	142	147	**135**	123	143	149
LSA 44.3 L10		J7/4	C7/4	Option	12	**149**	136	158	164	**150**	137	159	165
LSA 44.3 L12		J7/4	C7/4	Option	12	**160**	146	170	176	**165**	150	175	182
LSA 44.3 VL13	*	J7/4	C7/4	Option	12	**169**	154	179	186	**180**	164	191	198
LSA 44.3 VL14	*	J7/4	C7/4	Option	12	**178**	162	189	196	**192**	175	204	211
LSA 46.3 S4	*	J7/4	C7/4	Option	12	**215**	196	228	237	**225**	205	239	248
LSA 46.3 S5	*	J7/4	C7/4	Option	12	**230**	209	244	253	**240**	218	254	264
LSA 46.3 M7		J7/4	C7/4	Option	12	**245**	223	260	270	**260**	237	276	286
LSA 46.3 M8		J7/4	C7/4	Option	12	**265**	241	281	292	**280**	255	297	308
LSA 46.3 L10	*	J7/4	C7/4	Option	12	**285**	259	302	314	**300**	273	318	330
LSA 46.3 L11	*	J7/4	C7/4	Option	12	**310**	282	329	341	**325**	296	345	358
LSA 47.3 S4		-	C7+/4	Option	12	**384**	349	407	422	**410**	373	435	451
LSA 47.3 S5		-	-	-	-	-	-	-	-	-	-	-	-
LSA 47.3 M7		-	-	-	-	-	-	-	-	-	-	-	-
LSA 47.3 M8		-	-	-	-	-	-	-	-	-	-	-	-
LSA 47.3 L9		-	-	-	-	-	-	-	-	-	-	-	-
LSA 47.3 L10		-	-	-	-	-	-	-	-	-	-	-	-
LSA 49.3 S4		-	C7S/4	Option	6	**600**	546	636	660	**620**	564	657	682
LSA 49.3 M6		-	C7S/4	Option	6	**730**	664	774	803	**730**	664	774	803
LSA 49.3 M8		-	C7S/4	Option	6	**785**	714	832	864	**820**	746	869	902
LSA 49.3 L9		-	C7S/4	Option	6	**850**	774	901	935	**910**	828	965	1001
LSA 49.3 L10		-	C7S/4	Option	6	**900**	819	954	990	**960**	874	1018	1056
LSA 50.2 S4		-	C7S/4	Option	6	**960**	864	1008	1056	**1010**	910	1060	1110
LSA 50.2 M6		-	C7+S/4	Option	6	**1120**	1008	1176	1235	**1150**	1035	1207	1265
LSA 50.2 L7		-	C7S/4	Option	6	**1325**	1193	1391	1460	**1325**	1193	1391	1460
LSA 50.2 L8	**	-	C7S/4	Option	6	**1370**	1233	1440	1510	**1370**	1233	1440	1510
LSA 50.2 VL10		-	C7S/4	Option	6	**1520**	1368	1596	1672	**1520**	1368	1596	1672
LSA 52.3 S6		-	C7S/4	Option	6	-	-	-	-	**1860**	1696	1953	2046
LSA 52.3 S7		-	C7S/4	Option	6	-	-	-	-	**2000**	1823	2100	2200
LSA 52.3 L9		-	C7S/4	Option	6	-	-	-	-	**2100**	1914	2205	2310
LSA 52.3 L12		-	C7S/4	Option	6	-	-	-	-	**2200**	2006	2310	2420
LSA 53.2 M7		-	C7S/4	Option	6	-	-	-	-	**2500**	2279	2625	2750
LSA 53.2 M9		-	C7S/4	Option	6	-	-	-	-	**2750**	2507	2888	3025
LSA 53.2 M12		-	C7S/4	Option	6	-	-	-	-	**3000**	2735	3150	3300
LSA 54.2 M10		-	C7S/4	Option	6	-	-	-	-	**3100**	2826	3255	3410
LSA 54.2 L14		-	C7S/4	Option	6	-	-	-	-	**4100**	3738	4305	4510

* Paralleling with the grid or between alternators, select the 6 wires configuration.

** Paralleling with the grid or between alternators, contact us.

50 Hz - 3-phase

1500 R.P.M. - P.F. 0.8

D Star (6 or 12 wires)

500 - 525 V

8.6 - Winding 9 specific

Excitation						kVA @ 500V				kVA @ 525V			
						40 °C cont.		40 °C St.by	27 °C St.by	40 °C cont.		40 °C St.by	27 °C St.by
TYPE		SHUNT	AREP	PMG	wires	H :125 K	F :105 K	H : 150 K	H : 163 K	H :125 K	F :105 K	H : 150 K	H : 163 K
LSA 40 VS1		-	C9/4	-	12	10	9	10.5	11	10	9	10.5	11
LSA 40 VS2		-	C9/4	-	12	12.5	11.5	13.5	14	12.5	11.5	13.5	14
LSA 40 S3		-	C9/4	-	12	15	14	16	16.5	15	14	16	16.5
LSA 40 S4		-	C9/4	-	12	17.5	16	18.5	19.5	17.5	16	18.5	19.5
LSA 40 M5	*	-	C9/4	-	12	20	18	21	22	20	18	21	22
LSA 42.3 VS1		-	C9/4	Option	12	25	23	26.5	27.5	25	23	26.5	27.5
LSA 42.3 VS2		-	C9/4	Option	12	27	24.5	28.5	29.5	27	24.5	28.5	29.5
LSA 42.3 VS3		-	C9/4	Option	12	32	29	34	35	30.5	28	32.5	33.5
LSA 42.3 S4		-	C9/4	Option	12	35	32	37	38.5	33.5	30.5	35.5	37
LSA 42.3 S5		-	C9/4	Option	12	40	36.5	42.5	44	38	34.5	40.5	42
LSA 42.3 M7		-	C9/4	Option	12	45	41	47.5	49.5	43	39	45.5	47.5
LSA 42.3 M8		-	C9/4	Option	12	50	45.5	53	55	47.5	43	50	52
LSA 42.3 L9		-	C9/4	Option	12	60	55	64	66	57	52	60	63
LSA 44.3 S2	*	-	C9/4	Option	12	70	64	74	77	70	64	74	77
LSA 44.3 S3	*	-	C9/4	Option	12	80	73	85	88	80	73	85	88
LSA 44.3 S4	*	-	C9/4	Option	12	90	82	95	99	90	82	95	99
LSA 44.3 S5	*	-	C9/4	Option	12	100	91	106	110	100	91	106	110
LSA 44.3 M6		-	C9/4	Option	12	125	114	133	138	125	114	133	138
LSA 44.3 M8		-	C9/4	Option	12	135	123	143	149	135	123	143	149
LSA 44.3 L10	*	-	C9/4	Option	12	150	137	159	165	150	137	159	165
LSA 44.3 L12	*	-	C9/4	Option	12	160	146	170	176	160	146	170	176
LSA 44.3 VL13		-	C9+/4	Option	12	180	164	191	198	180	164	191	198
LSA 44.3 VL14		-	C9+/4	Option	12	185	168	196	204	196	178	208	216
LSA 46.3 S4		-	C9S/4	Option	6	225	205	239	248	235	214	249	259
LSA 46.3 S5		-	C9S/4	Option	6	235	214	249	259	245	223	260	270
LSA 46.3 M7		-	C9/4	Option	12	275	250	292	303	275	250	292	303
LSA 46.3 M8		-	C9/4	Option	12	300	273	318	330	300	273	318	330
LSA 46.3 L10		-	C9S/4	Option	6	320	291	339	352	325	296	345	358
LSA 46.3 L11		-	C9S/4	Option	6	355	323	376	391	365	332	387	402
LSA 47.3 S4		-	C9T/4	Option	12	410	373	435	451	410	373	435	451
LSA 47.3 S5	*	-	C9/4	Option	12	450	410	477	495	455	414	482	501
LSA 47.3 M7	*	-	C9T/4	Option	12	500	455	530	550	500	455	530	550
LSA 47.3 M8	*	-	C9T/4	Option	12	547	498	580	602	550	501	583	605
LSA 47.3 L9		-	C9+/4	Option	12	600	546	636	660	600	546	636	660
LSA 47.3 L10		-	C9+/4	Option	12	625	569	663	688	660	601	700	726
LSA 49.3 M6		-	C9S/4	Option	6	730	664	774	803	730	664	774	803
LSA 49.3 M8		-	C9S/4	Option	6	770	701	816	847	775	705	822	853
LSA 49.3 L9		-	C9S/4	Option	6	850	774	901	935	850	774	901	935
LSA 49.3 L10		-	C9S/4	Option	6	910	828	965	1001	910	828	965	1001
LSA 50.2 M6		-	C9TS/4	Option	6	1100	990	1144	1210	1100	990	1144	1210
LSA 50.2 L7		-	C9+S/4	Option	6	1150	1035	1210	1265	1240	1115	1305	1364
LSA 50.2 L8		-	C9S/4	Option	6	1335	1200	1400	1465	1380	1245	1450	1520
LSA 50.2 VL10	**	-	C9S/4	Option	6	1500	1350	1575	1650	1545	1390	1625	1700
LSA 52.3 S6		-	C9S/4	Option	6	1750	1596	1838	1925	1750	1596	1838	1925
LSA 52.3 S7		-	C9S/4	Option	6	1925	1756	2021	2118	1925	1756	2021	2118
LSA 52.3 L9		-	C9S/4	Option	6	2000	1824	2100	2200	2000	1824	2100	2200
LSA 52.3 L12		-	C9S/4	Option	6	2100	1915	2205	2310	2100	1915	2205	2310
LSA 52.3 UL16		-	C9S/4	Option	6	2700	2462	2835	2970	2700	2462	2835	2970
LSA 53.2 M12		-	C9S/4	Option	6	2900	2644	3045	3190	2900	2644	3045	3190
LSA 54.2 M10		-	C9S/4	Option	6	3000	2735	3150	3300	3000	2735	3150	3300
LSA 54.2 L14		-	C9S/4	Option	6	3600	3282	3780	3960	3600	3282	3780	3960

* Paralleling with the grid or between alternators, select the 6 wires configuration.

** Paralleling with the grid or between alternators, contact us.

50 Hz - 3-phase

1500 R.P.M. - P.F. 0.8

D Star (6 or 12 wires)

550 V

8.7 - Winding 22 or 23 specific

		Excitation				kVA @ 550V			
						40 °C cont.		40 °C St.by	27 °C St.by
TYPE		SHUNT	AREP	PMG	wires	H : 125 K	F : 105 K	H : 150 K	H : 163 K
LSA 42.3 VS1		-	C22T/4	Option	12	**21.5**	19.5	23	23.5
LSA 42.3 VS2		-	C22T/4	Option	12	**23**	21	24.5	25.5
LSA 42.3 VS3		-	C22T/4	Option	12	**27**	24.5	28.5	29.5
LSA 42.3 S4		-	C22T/4	Option	12	**30**	27.5	32	33
LSA 42.3 S5		-	C22T/4	Option	12	**34**	31	36	37.5
LSA 42.3 M7		-	C22T/4	Option	12	**38.5**	35	41	42.5
LSA 42.3 M8		-	C22T/4	Option	12	**42.5**	38.5	45	47
LSA 42.3 L9		-	C22T/4	Option	12	**51**	46.5	54	56
LSA 44.3 S2		-	C22TS/4	Option	6	**67**	61	71	74
LSA 44.3 S3		-	C22TS/4	Option	6	**76**	69	81	84
LSA 44.3 S4		-	C22T/4	Option	12	**85**	77	90	94
LSA 44.3 S5		-	C22T/4	Option	12	**94**	86	100	103
LSA 44.3 M6		-	C22T/4	Option	12	**105**	96	111	116
LSA 44.3 M8		-	C22TS/4	Option	6	**110**	100	117	121
LSA 44.3 L10		-	C22T/4	Option	12	**128**	116	136	141
LSA 44.3 L12		-	C22T/4	Option	12	**140**	127	148	154
LSA 44.3 VL13		-	C22T/4	Option	12	**155**	141	164	171
LSA 44.3 VL14		-	C22T/4	Option	12	**178**	162	189	196
LSA 46.3 S4		-	C22T/4	Option	12	**210**	191	223	231
LSA 46.3 S5		-	C22T/4	Option	12	**224**	204	237	246
LSA 46.3 M7		-	C22TS/4	Option	6	**230**	209	244	253
LSA 46.3 M8		-	C22TS/4	Option	6	**250**	228	265	275
LSA 46.3 L10		-	C22T/4	Option	12	**260**	237	276	286
LSA 46.3 L11		-	C22T/4	Option	12	**290**	264	307	319
LSA 47.3 S4	*	-	C22T/4	Option	12	**380**	346	403	418
LSA 47.3 S5		-	C23/4	Option	12	**400**	364	424	440
LSA 47.3 M7		-	C23/4	Option	12	**425**	387	451	468
LSA 47.3 M8		-	C23/4	Option	12	**450**	410	477	495
LSA 47.3 L9		-	C22T/4	Option	12	**500**	455	530	550
LSA 47.3 L10			C22T/4	Option	12	**596**	542	632	656
LSA 49.3 M6		-	C22TS/4	Option	6	**650**	592	689	715
LSA 49.3 M8		-	C22TS/4	Option	6	**720**	655	763	792
LSA 49.3 L9		-	C22TS/4	Option	6	**860**	783	912	946
LSA 50.2 S4		-	C22S/4	Option	6	**950**	855	1000	1045
LSA 50.2 M6		-	C22S/4	Option	6	**1080**	975	1135	1190
LSA 50.2 L8		-	C23S/4	Option	6	**1230**	1110	1290	1355
LSA 50.2 VL10		-	C22S/4	Option	6	**1410**	1270	1480	1550

* Paralleling with the grid or between alternators, select the 6 wires configuration.

50 Hz - 3-phase

1500 R.P.M. - P.F. 0.8

D Star (6 or 12 wires)

600 V

8.8 - Winding 22 or 23 specific

		Excitation				kVA @ 600V			
						40 °C cont.		40 °C St.by	27 °C St.by
TYPE		SHUNT	AREP	PMG	wires	H : 125 K	F : 105 K	H : 150 K	H : 163 K
LSA 42.3 VS1		-	C23/4	Option	12	**21.5**	19.5	23	23.5
LSA 42.3 VS2		-	C23/4	Option	12	**23**	21	24.5	25.5
LSA 42.3 VS3		-	C23/4	Option	12	**27**	24.5	28.5	29.5
LSA 42.3 S4		-	C23/4	Option	12	**30**	27.5	32	33
LSA 42.3 S5		-	C23/4	Option	12	**34**	31	36	37.5
LSA 42.3 M7		-	C23/4	Option	12	**38.5**	35	41	42.5
LSA 42.3 M8		-	C23/4	Option	12	**42.5**	38.5	45	47
LSA 42.3 L9		-	C23/4	Option	12	**51**	46.5	54	56
LSA 44.3 S2		-	C23/4	Option	12	**70**	64	74	77
LSA 44.3 S3		-	C23/4	Option	12	**77**	70	82	85
LSA 44.3 S4	*	-	C23/4	Option	12	**82**	75	87	90
LSA 44.3 S5	*	-	C23/4	Option	12	**91**	83	96	100
LSA 44.3 M6		-	C23/4	Option	12	**100**	91	106	110
LSA 44.3 M8		-	C23/4	Option	12	**115**	105	122	127
LSA 44.3 L10	*	-	C23/4	Option	12	**120**	109	127	132
LSA 44.3 L12	*	-	C23/4	Option	12	**130**	118	138	143
LSA 44.3 VL13		-	C23S/4	Option	6	**168**	153	178	185
LSA 44.3 VL14		-	C23S/4	Option	6	**178**	162	189	196
LSA 46.3 S4		-	C23S/4	Option	6	**205**	187	217	226
LSA 46.3 S5		-	C23S/4	Option	6	**215**	196	228	237
LSA 46.3 M7		-	C23S/4	Option	6	**225**	205	239	248
LSA 46.3 M8		-	C23S/4	Option	6	**240**	218	254	264
LSA 46.3 L10		-	C23/4	Option	12	**280**	255	297	308
LSA 46.3 L11		-	C23/4	Option	12	**315**	287	334	347
LSA 47.3 S4	*	-	C22T/4	Option	12	**400**	364	424	440
LSA 47.3 S5		-	C23/4	Option	12	**425**	387	451	468
LSA 47.3 M7		-	C23/4	Option	12	**450**	410	477	495
LSA 47.3 M8		-	C23/4	Option	12	**475**	432	504	523
LSA 47.3 L10		-	C22T/4	Option	12	**512**	466	543	563
LSA 49.3 S4		-	C23S/4	Option	6	**585**	532	620	644
LSA 49.3 M6		-	C23S/4	Option	6	**700**	637	742	770
LSA 49.3 M8		-	C23S/4	Option	6	**750**	683	795	825
LSA 49.3 L9		-	C23S/4	Option	6	**800**	728	848	880
LSA 49.3 L10		-	C23S/4	Option	6	**870**	792	922	957
LSA 50.2 S4		-	C23S/4	Option	6	**980**	880	1030	1080
LSA 50.2 M6		-	C23S/4	Option	6	**1140**	1026	1197	1254
LSA 50.2 L7		-	C23S/4	Option	6	**1210**	1089	1271	1331
LSA 50.2 L8		-	C23S/4	Option	6	**1350**	1215	1418	1485
LSA 50.2 VL10		-	C22S/4	Option	6	**1500**	1350	1575	1650
LSA 52.3 S6		-	C23S/4	Option	6	**1700**	1550	1785	1870
LSA 52.3 S7		-	C23S/4	Option	6	**1900**	1733	1995	2090
LSA 52.3 L9		-	C23S/4	Option	6	**2000**	1824	2100	2200
LSA 52.3 L12		-	C23S/4	Option	6	**2150**	1961	2258	2365
LSA 53.2 M9		-	C23S/4	Option	6	**2450**	2234	2573	2695
LSA 53.2 M11		-	C23S/4	Option	6	**2750**	2508	2888	3025
LSA 54.2 M10		-	C23S/4	Option	6	**3100**	2826	3255	3410
LSA 54.2 L14		-	C23S/4	Option	6	**3500**	3191	3675	3850

* Paralleling with the grid or between alternators, select the 6 wires configuration.

50 Hz - 3-phase

1500 R.P.M. - P.F. 0.8

D Star (6 or 12 wires)

660 - 690 V

8.9 - Winding 10 or 52 specific

		Excitation				kVA @ 660V				kVA @ 690V			
						40 °C cont.		40 °C St.by	27 °C St.by	40 °C cont.		40 °C St.by	27 °C St.by
TYPE		SHUNT	AREP	PMG	wires	H :125 K	F :105 K	H : 150 K	H : 163 K	H :125 K	F :105 K	H : 150 K	H : 163 K
LSA 42.3 VS1		-	C10/4	Option	12	**21.5**	19.5	23	23.5	**21.5**	19.5	23	23.5
LSA 42.3 VS2		-	C10/4	Option	12	**23**	21	24.5	25.5	**23**	21	24.5	25.5
LSA 42.3 VS3		-	C10/4	Option	12	**27**	24.5	28.5	29.5	**27**	24.5	28.5	29.5
LSA 42.3 S4		-	C10/4	Option	12	**30**	27.5	32	33	**30**	27.5	32	33
LSA 42.3 S5		-	C10/4	Option	12	**34**	31	36	37.5	**34**	31	36	37.5
LSA 42.3 M7		-	C10/4	Option	12	**38.5**	35	41	42.5	**38.5**	35	41	42.5
LSA 42.3 M8		-	C10/4	Option	12	**42.5**	38.5	45	47	**42.5**	38.5	45	47
LSA 42.3 L9		-	C10/4	Option	12	**51**	46.5	54	56	**51**	46.5	54	56
LSA 44.3 S2		-	C10/4	Option	12	**70**	64	74	77	**70**	64	74	77
LSA 44.3 S3		-	C10/4	Option	12	**80**	73	85	88	**80**	73	85	88
LSA 44.3 S4		-	C52/4	Option	12	**85**	77	90	94	**85**	77	90	94
LSA 44.3 S5		-	C52/4	Option	12	**90**	82	95	99	**92**	84	98	101
LSA 44.3 M6		-	C52/4	Option	12	**95**	86	101	105	**100**	91	106	110
LSA 44.3 M8		-	C52/4	Option	12	**111**	101	118	122	**115**	105	122	127
LSA 44.3 L10		-	C52/4	Option	12	**127**	116	135	140	**132**	120	140	145
LSA 44.3 L12		-	C52/4	Option	12	**135**	123	143	149	**145**	132	154	160
LSA 44.3 VL13		-	C10/4	Option	12	**157**	143	166	173	**168**	153	178	185
LSA 44.3 VL14		-	C10/4	Option	12	**166**	151	176	183	**178**	162	189	196
LSA 46.3 S4		-	C10/4	Option	12	**208**	189	220	229	**215**	196	228	237
LSA 46.3 S5		-	C10/4	Option	12	**220**	200	233	242	**228**	207	242	251
LSA 46.3 M7		-	C10/4	Option	12	**244**	222	259	268	**253**	230	268	278
LSA 46.3 M8		-	C10/4	Option	12	**265**	241	281	292	**275**	250	292	303
LSA 46.3 L10		-	C52S/4	Option	6	**275**	250	292	303	**285**	259	302	314
LSA 46.3 L11		-	C52S/4	Option	6	**295**	268	313	325	**305**	278	323	336
LSA 47.3 S4		-	C52T/4	Option	12	**350**	319	371	385	**350**	319	371	385
LSA 47.3 S5	*	-	C52/4	Option	12	**400**	364	424	440	**400**	364	424	440
LSA 47.3 M7	*	-	C52/4	Option	12	**425**	387	451	468	**450**	410	477	495
LSA 47.3 M8	*	-	C52/4	Option	12	**450**	410	477	495	**475**	432	504	523
LSA 47.3 L9	*	-	C10/4	Option	12	**500**	455	530	550	**550**	501	583	605
LSA 47.3 L10	*	-	C10/4	Option	12	**550**	501	583	605	**595**	541	631	655
LSA 49.3 S4		-	C10S/4	Option	6	**600**	546	636	660	**625**	569	663	688
LSA 49.3 M6		-	C10S/4	Option	6	**650**	592	689	715	**680**	619	721	748
LSA 49.3 M8		-	C10S/4	Option	6	**700**	637	742	770	**730**	664	774	803
LSA 49.3 L9		-	C10S/4	Option	6	**775**	705	822	853	**800**	728	848	880
LSA 49.3 L10		-	C10S/4	Option	6	**825**	751	875	908	**850**	774	901	935
LSA 50.2 S4		-	C52S/4	Option	6	**935**	845	985	1030	**980**	880	1030	1080
LSA 50.2 M6		-	C52S/4	Option	6	**1056**	950	1110	1160	**1100**	990	1155	1210
LSA 50.2 L7		-	C52S/4	Option	6	**1165**	1045	1220	1280	**1210**	1040	1270	1330
LSA 50.2 L8		-	C52S/4	Option	6	**1265**	1145	1325	1390	**1340**	1210	1405	1475
LSA 50.2 VL10		-	C52S/4	Option	6	**1420**	1280	1490	1555	**1500**	1350	1575	1650
LSA 52.3 S6		-	C52S/4	Option	6	**1825**	1664	1916	2008	**1825**	1664	1916	2008
LSA 52.3 S7		-	C52S/4	Option	6	**2180**	1988	2289	2398	**2180**	1988	2289	2398
LSA 52.3 L9		-	C52S/4	Option	6	**2290**	2088	2405	2519	**2290**	2088	2405	2519
LSA 52.3 L12		-	C52S/4	Option	6	**2420**	2207	2541	2662	**2420**	2207	2541	2662
LSA 52.3 UL16		-	C52S/4	Option	6	**2500**	2280	2625	2750	**2500**	2280	2625	2750
LSA 53.2 M9		-	C52S/4	Option	6	**2600**	2371	2730	2860	**2600**	2371	2730	2860
LSA 53.2 M11		-	C52S/4	Option	6	**2880**	2627	3024	3168	**2880**	2627	3024	3168
LSA 54.2 M11		-	C52S/4	Option	6	**3050**	2782	3203	3355	**3050**	2782	3203	3355
LSA 54.2 L14		-	C52S/4	Option	6	**3400**	3101	3570	3740	**3400**	3101	3570	3740

* Paralleling with the grid or between alternators, select the 6 wires configuration.

50 Hz - 1-phase

1500 R.P.M. - P.F. 0.8

FF double Delta (12 wires)	G open Delta (12 wires)
220 - 240 V	220 - 240 V

8.10 - Winding 6 standard

Excitation					kVA @ 220V - 240V			
					40 °C cont.		40 °C St.by	27 °C St.by
TYPE	SHUNT	AREP	PMG	wires	H : 125 K	F : 105 K	H : 150 K	H : 163 K
LSA 40 VS1	J6/4	C6/4	-	12	**7**	6.5	7.5	8
LSA 40 VS2	J6/4	C6/4	-	12	**9**	8	9.5	10
LSA 40 S3	J6/4	C6/4	-	12	**10.5**	10	11.5	12
LSA 40 S4	J6/4	C6/4	-	12	**12.5**	11.5	13.5	14
LSA 40 M5	J6/4	C6/4	-	12	**14**	13	15	15.5
LSA 42.3 VS1	J6/4	C6/4	Option	12	**15**	13.5	16	16.5
LSA 42.3 VS2	J6/4	C6/4	Option	12	**16**	14.5	17	17.5
LSA 42.3 VS3	J6/4	C6/4	Option	12	**19**	17.5	20	21
LSA 42.3 S4	J6/4	C6/4	Option	12	**22**	20	23.5	24
LSA 42.3 S5	J6/4	C6/4	Option	12	**25**	23	26.5	27.5
LSA 42.3 M7	J6/4	C6/4	Option	12	**27**	24.5	28.5	29.5
LSA 42.3 M8	J6/4	C6/4	Option	12	**30**	27.5	32	33
LSA 42.3 L9	J6/4	C6/4	Option	12	**36**	33	38	39.5
LSA 44.3 S2	J6/4	C6/4	Option	12	**42**	38	45	46
LSA 44.3 S3	J6/4	C6/4	Option	12	**48**	44	51	53
LSA 44.3 S4	J6/4	C6/4	Option	12	**54**	49	57	59
LSA 44.3 S5	J6/4	C6/4	Option	12	**60**	55	64	66
LSA 44.3 M6	J6/4	C6/4	Option	12	**67**	61	71	74
LSA 44.3 M8	J6/4	C6/4	Option	12	**73**	66	77	80
LSA 44.3 L10	J6/4	C6/4	Option	12	**80**	73	85	88
LSA 44.3 L12	J6/4	C6/4	Option	12	**88**	80	93	97
LSA 44.3 VL13	J6/4	C6/4	Option	12	**90**	82	95	99
LSA 44.3 VL14	J6/4	C6/4	Option	12	**100**	91	106	110
LSA 46.3 S4	J6/4	C6/4	Option	12	**138**	126	146	152
LSA 46.3 S5	J6/4	C6/4	Option	12	**150**	137	159	165
LSA 46.3 M7	J6/4	C6/4	Option	12	**165**	150	175	182
LSA 46.3 M8	J6/4	C6/4	Option	12	**180**	164	191	200
LSA 46.3 L10	J6/4	C6/4	Option	12	**195**	177	207	215
LSA 46.3 L11	J6/4	C6/4	Option	12	**210**	191	225	231

50 Hz - Dedicated 1-phase

1500 R.P.M. - P.F. 1

SE series (4 wires)	PA parallel (*) (4 wires)
220 - 240 V	110 - 120 V

(*) LSA 44.3 not possible

8.11 - Dedicated winding M

Excitation					kVA @ 110V - 120V, 220V - 240V			
					40 °C cont.		40 °C St.by	27 °C St.by
TYPE	SHUNT	AREP	PMG	wires	H : 125 K	F : 105 K	H : 150 K	H : 163 K
LSA 40 VS1	JM/4	-	-	4	**10.5**	9.5	11	11.4
LSA 40 VS2	JM/4	-	-	4	**12**	11	12.7	13.2
LSA 40 S3	JM/4	-	-	4	**13.2**	12	14	14.5
LSA 40 S4	JM/4	-	-	4	**14.5**	13.2	15.4	16
LSA 40 M5	JM/4	-	-	4	**16**	14.6	17	17.6
LSA 42.3 VS1	JM/4	-	-	4	**18.2**	16.6	19.3	20
LSA 42.3 VS2	JM/4	-	-	4	**20.3**	18.5	21.5	22.3
LSA 42.3 VS3	JM/4	-	-	4	**22.4**	20.4	23.7	24.6
LSA 42.3 S4	JM/4	-	-	4	**25**	22.8	26.5	27.5
LSA 42.3 S5	JM/4	-	-	4	**28**	25.5	29.7	30.8
LSA 42.3 M7	JM/4	-	-	4	**31.5**	28.7	33.4	34.7
LSA 42.3 M8	JM/4	-	-	4	**35**	31.9	37.1	38.5
LSA 42.3 L9	JM/4	-	-	4	**42**	38.2	44.5	46.2
LSA 44.3 S3	JM/4	-	-	4	**57**	51	60	63
LSA 44.3 S5	JM/4	-	-	4	**69**	62	73	76
LSA 44.3 M8	JM/4	-	-	4	**82**	74	87	90

kVA at P.F. 0.8 = kVA/kW at P.F. 1 x 0.85

9 - RECONNECTIONS 60 Hz

4 POLES - 1800 R.P.M.							
Phase - Code	3-ph - D	3-ph - F	3-ph - D	3-ph - F	3-ph - A	1-ph - FF	1-ph - G
Connections			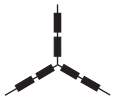		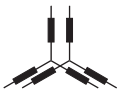		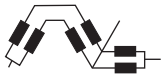
	star	**delta**	**star**	**delta**	**parallel star**	**double delta**	**open delta**
Number of wires	**6**	**6**	**12**	**12**	**12**	**12**	**12**
Winding 6 standard	**380 - 480 V** (pages 17 to 19)	**220 - 277 V** (pages 17 to 19)	**380 - 480 V** (pages 17 to 19)	**220 - 277 V** (pages 17 to 19)	**190 - 240 V** (pages 17 to 19)	**220 - 240 V** (page 23)	**220 - 240 V** (page 23)
Winding 8 specific (on request)	**380 - 416 V** (page 20)	**220 - 240 V** (page 20)	**380 - 416 V** (page 20)	**220 - 240 V** (page 20)	**190 - 208 V** (page 20)	**220 - 240 V** (consult factory)	**220 - 240 V** (consult factory)
Winding 9 specific (on request)	**600 V** (page 21)	**347 V** (page 21)	**600 V** (page 21)	**347 V** (page 21)	-	-	-
Winding 22 or 23 specific (on request)	**660 - 690 V** (page 22)	-	**660 - 690 V** (page 22)	-	-	-	-

Winding M or M1 specific, dedicated 1-phase 4 wires (on request)

230 - 240 V (page 23)
SE (serie)

115 - 120 V (page 23)
PA (parallel)

60 Hz - 3-phase

1800 R.P.M. - P.F. 0.8

D Star (6 or 12 wires)	A Parallel Star (12 wires only)	F Delta (6 or 12 wires)
380 - 416 V	190 - 208 V	**220 - 240 V**

9.1 - Winding 6 standard

		Excitation				kVA @ 190V, 220V, 380V (1)				kVA @ 208V, 240V, 416V (1)			
						40 °C cont.		40 °C St.by	27 °C St.by	40 °C cont.		40 °C St.by	27 °C St.by
TYPE		SHUNT	AREP	PMG	wires	H :125 K	F :105 K	H : 150 K	H : 163 K	H :125 K	F :105 K	H : 150 K	H : 163 K
LSA 40 VS1		J6/4	C6/4	-	12	**10**	9.5	11	11.5	**11**	10.5	11.5	12
LSA 40 VS2		J6/4	C6/4	-	12	**12.5**	11.5	13.5	14	**13.5**	12.5	14.5	15
LSA 40 S3		J6/4	C6/4	-	12	**15**	14	16	17	**16.5**	15.5	18	18.5
LSA 40 S4		J6/4	C6/4	-	12	**17.5**	16.5	19	19.5	**19**	18	20.5	21
LSA 40 M5		J6/4	C6/4	-	12	**20**	18.5	21.5	22	**22**	20.5	23.5	24.5
LSA 42.3 VS1		J6/4	C6/4	Option	12	**29**	26.5	30.5	32	**31.5**	28.5	33.5	34.5
LSA 42.3 VS2		J6/4	C6/4	Option	12	**30**	27.5	32	33	**32**	29	34	35
LSA 42.3 VS3		J6/4	C6/4	Option	12	**34.5**	31.5	36.5	38	**38**	34.5	40.5	42
LSA 42.3 S4		J6/4	C6/4	Option	12	**37.5**	34	40	41.5	**40.5**	37	43	44.5
LSA 42.3 S5		J6/4	C6/4	Option	12	**42**	38	44.5	46	**46**	42	49	51
LSA 42.3 M7		J6/4	C6/4	Option	12	**46**	42	49	51	**50**	45.5	53	55
LSA 42.3 M8		J6/4	C6/4	Option	12	**51.5**	47	55	57	**56.5**	51	60	62.5
LSA 42.3 L9		J6/4	C6/4	Option	12	**59**	54	63	65	**65**	59	69	72
LSA 44.3 S2		J6/4	C6/4	Option	12	**69**	63	73	76	**76**	69	81	84
LSA 44.3 S3		J6/4	C6/4	Option	12	**79**	72	84	87	**87**	79	92	96
LSA 44.3 S4		J6/4	C6/4	Option	12	**89**	81	94	98	**98**	89	104	108
LSA 44.3 S5		J6/4	C6/4	Option	12	**99**	90	105	109	**108**	99	114	119
LSA 44.3 M6	*	J6/4	C6/4	Option	12	**124**	113	131	136	**135**	123	143	149
LSA 44.3 M8		J6/4	C6/4	Option	12	**134**	122	142	147	**146**	133	155	161
LSA 44.3 L10	*	J6/4	C6/4	Option	12	**148**	135	157	163	**163**	148	173	179
LSA 44.3 L12	*	J6/4	C6/4	Option	12	**165**	150	175	182	**179**	163	190	197
LSA 44.3 VL13		J6/4	C6/4	Option	12	**180**	164	191	200	**195**	177	207	215
LSA 44.3 VL14		J6/4	C6/4	Option	12	**200**	182	212	220	**215**	196	228	237
LSA 46.3 S4		J6/4	C6/4	Option	12	**226**	206	240	250	**250**	227	264	274
LSA 46.3 S5		J6/4	C6/4	Option	12	**245**	223	260	270	**265**	241	281	292
LSA 46.3 M7	*	J6/4	C6/4	Option	12	**275**	250	292	303	**300**	273	318	330
LSA 46.3 M8	*	J6/4	C6/4	Option	12	**290**	264	307	319	**315**	287	334	347
LSA 46.3 L10		J6/4	C6/4	Option	12	**315**	287	334	347	**345**	314	366	380
LSA 46.3 L11		J6/4	C6/4	Option	12	**360**	328	382	396	**393**	358	417	432
LSA 47.3 S4	*	J6/4	C6/4	Option	12	**450**	410	475	500	**480**	442	513	530
LSA 47.3 S5		J6/4	C6/4	Option	12	**475**	441	505	527	**510**	473	543	562
LSA 47.3 M7		J6/4	C6/4	Option	12	**562**	523	600	625	**610**	566	651	668
LSA 47.3 M8		J6/4	C6/4	Option	12	**562**	523	600	625	**610**	566	651	671
LSA 47.3 L9	*	J6/4	C6/4	Option	12	**602**	556	643	667	**661**	609	707	728
LSA 47.3 L10	*	J6/4	C6/4	Option	12	**650**	590	690	720	**715**	650	760	785
LSA 49.3 M6		-	C6S/4	Option	6	**725**	655	770	800	**795**	715	845	875
LSA 49.3 M8		-	C6S/4	Option	6	**815**	735	865	895	**890**	805	945	980
LSA 49.3 L9		-	C6S/4	Option	6	**905**	815	960	1000	**990**	895	1050	1090
LSA 49.3 L10		-	C6S/4	Option	6	**990**	891	1049	1089	**1083**	975	1148	1192
LSA 50.2 M6		-	C6S/4	Option	6	**1285**	1155	1350	1410	**1405**	1265	1475	1545
LSA 50.2 L7	**	-	C6S/4	Option	6	**1375**	1240	1440	1510	**1500**	1350	1575	1650
LSA 50.2L8		-	C6S/4	Option	6	**1485**	1335	1560	1630	**1625**	1460	1705	1785
LSA 50.2 VL10		-	C6S/4	Option	6	**1635**	1470	1715	1800	**1785**	1605	1875	1965

(1) Use winding 8 for parallel operation with the main

* Paralleling with the grid or between alternators, select the 6 wires configuration.

** Paralleling with the grid or between alternators, contact us.

60 Hz - 3-phase

1800 R.P.M. - P.F. 0.8

D Star (6 or 12 wires)	A Parallel Star (12 wires only)	F Delta (6 or 12 wires)
440 - 480 V	220 - 240 V	**254 - 277 V**

The connections “A” and “F” are not available for LSA 52.3, LSA 53.2 & LSA 54.2

9.2 - Winding 6 standard

		Excitation				kVA @ 220V, 254V, 440V				kVA @ 240V, 277V, 480V			
						40 °C cont.		40 °C St.by	27 °C St.by	40 °C cont.		40 °C St.by	27 °C St.by
TYPE		SHUNT	AREP	PMG	wires	H :125 K	F :105 K	H : 150 K	H : 163 K	H :125 K	F :105 K	H : 150 K	H : 163 K
LSA 40 VS1		J6/4	C6/4	-	12	**11.5**	10.5	12.5	13	**12.5**	11.5	13.5	14
LSA 40 VS2		J6/4	C6/4	-	12	**14.5**	13.5	15.5	16	**15.5**	14.5	16.5	17
LSA 40 S3		J6/4	C6/4	-	12	**17.5**	16.5	19	19.5	**19**	17.5	20	21
LSA 40 S4		J6/4	C6/4	-	12	**20**	19	21.5	22	**22**	20.5	23.5	24.5
LSA 40 M5		J6/4	C6/4	-	12	**23**	21.5	25	26	**25**	23	27	27.5
LSA 42.3 VS1		J6/4	C6/4	Option	12	**31.5**	28.5	33.5	34.5	**31.5**	28.5	33.5	34.5
LSA 42.3 VS2		J6/4	C6/4	Option	12	**34**	31	36	37.5	**34**	31	36	37.5
LSA 42.3 VS3		J6/4	C6/4	Option	12	**40**	36.5	42.5	44	**40**	36.5	42.5	44
LSA 42.3 S4		J6/4	C6/4	Option	12	**43**	39	45.5	47.5	**44**	40	46.5	48.5
LSA 42.3 S5		J6/4	C6/4	Option	12	**49**	44.5	52	54	**50**	45.5	53	55
LSA 42.3 M7		J6/4	C6/4	Option	12	**53.5**	48.5	57	59	**56.5**	51	60	62.5
LSA 42.3 M8		J6/4	C6/4	Option	12	**59.5**	54	63	65.5	**62.5**	57	66.5	69
LSA 42.3 L9		J6/4	C6/4	Option	12	**69**	63	73	76	**75**	68	80	82.5
LSA 44.3 S2		J6/4	C6/4	Option	12	**80**	73	85	88	**88**	80	93	97
LSA 44.3 S3		J6/4	C6/4	Option	12	**92**	84	98	101	**100**	91	106	110
LSA 44.3 S4		J6/4	C6/4	Option	12	**103**	94	109	113	**113**	103	120	124
LSA 44.3 S5		J6/4	C6/4	Option	12	**115**	105	122	127	**125**	114	133	138
LSA 44.3 M6	*	J6/4	C6/4	Option	12	**143**	130	152	157	**156**	142	165	172
LSA 44.3 M8		J6/4	C6/4	Option	12	**155**	141	164	171	**169**	154	179	186
LSA 44.3 L10	*	J6/4	C6/4	Option	12	**172**	157	182	189	**188**	171	199	207
LSA 44.3 L12	*	J6/4	C6/4	Option	12	**189**	172	200	208	**206**	187	218	227
LSA 44.3 VL13		J6/4	C6/4	Option	12	**210**	191	223	231	**225**	205	239	250
LSA 44.3 VL14		J6/4	C6/4	Option	12	**230**	209	244	253	**250**	228	265	275
LSA 46.3 S4		J6/4	C6/4	Option	12	**262**	238	278	288	**288**	262	305	316
LSA 46.3 S5		J6/4	C6/4	Option	12	**280**	255	297	308	**313**	284	331	344
LSA 46.3 M7	*	J6/4	C6/4	Option	12	**315**	287	334	347	**344**	313	364	378
LSA 46.3 M8	*	J6/4	C6/4	Option	12	**340**	309	360	375	**375**	337	395	412
LSA 46.3 L10		J6/4	C6/4	Option	12	**365**	332	387	402	**406**	370	431	447
LSA 46.3 L11		J6/4	C6/4	Option	12	**419**	381	444	461	**456**	415	483	502
LSA 47.3 S4	*	J6/4	C6/4	Option	12	**500**	455	533	550	**512**	465	550	581
LSA 47.3 S5		J6/4	C6/4	Option	12	**531**	493	566	585	**570**	520	605	625
LSA 47.3 M7		J6/4	C6/4	Option	12	**625**	581	669	690	**625**	590	680	700
LSA 47.3 M8		J6/4	C6/4	Option	12	**630**	587	672	705	**690**	632	730	750
LSA 47.3 L9	*	J6/4	C6/4	Option	12	**685**	634	734	763	**750**	685	795	825
LSA 47.3 L10	*	J6/4	C6/4	Option	12	**755**	685	800	830	**825**	750	875	910
LSA 49.3 M6		-	C6S/4	Option	6	**840**	760	890	925	**915**	825	970	1005
LSA 49.3 M8		-	C6S/4	Option	6	**940**	850	1000	1040	**1025**	925	1090	1130
LSA 49.3 L9		-	C6S/4	Option	6	**1045**	940	1110	1155	**1140**	1025	1210	1255
LSA 49.3 L10		-	C6S/4	Option	6	**1146**	1031	1215	1260	**1250**	1125	1325	1375
LSA 50.2 M6		-	C6S/4	Option	6	**1455**	1310	1530	1600	**1560**	1405	1640	1720
LSA 50.2 L7	**	-	C6S/4	Option	6	**1555**	1400	1630	1710	**1680**	1510	1765	1850
LSA 50.2 L8		-	C6S/4	Option	6	**1720**	1550	1805	1890	**1875**	1685	1965	2060
LSA 50.2 VL10		-	C6S/4	Option	6	**1860**	1675	1950	2050	**2000**	1800	2100	2200
LSA 52.3 S5		-	C6S/4	Option	6	**2046**	1866	2149	2250	**2232**	2036	2344	2455
LSA 52.3 S6		-	C6S/4	Option	6	**2200**	2007	2310	2420	**2400**	2189	2520	2640
LSA 52.3 S7		-	C6S/4	Option	6	**2420**	2207	2541	2662	**2640**	2408	2772	2904
LSA 52.3 L9		-	C6S/4	Option	6	**2596**	2368	2726	2855	**2832**	2583	2974	3115
LSA 52.3 L12		-	C6S/4	Option	6	**2850**	2599	2993	3135	**3250**	2964	3413	3575
LSA 52.3 UL16		-	C6S/4	Option	6	**3100**	2827	3255	3410	**3400**	3101	3570	3740
LSA 53.2 M9		-	C6S/4	Option	6	**3300**	3010	3465	3630	**3600**	3283	3780	3960
LSA 53.2 M12		-	C6S/4	Option	6	**3630**	3311	3812	3993	**3900**	3557	4095	4290
LSA 54.2 M10		-	C6S/4	Option	6	**3760**	3428	3948	4136	**4050**	3692	4253	4455
LSA 54.2 L14		-	C6S/4	Option	6	**4750**	4330	4988	5225	**5130**	4677	5387	5643

* Paralleling with the grid or between alternators, select the 6 wires configuration.

** Paralleling with the grid or between alternators, contact us.

60 Hz - 3-phase

1800 R.P.M. - P.F. 0.8

D Star (6 or 12 wires)	A Parallel Star (12 wires only)	F Delta (*) (6 or 12 wires)
380 - 416 V	190 - 208 V	**220 - 240 V**

(*) LSA 50.2 not possible

9.3 - Winding 6 standard

Excitation					kVA @ 190V, 220V, 380V (1)				kVA @ 208V, 240V, 416V (1)			
					40 °C cont.		40 °C St.by	27 °C St.by	40 °C cont.		40 °C St.by	27 °C St.by
TYPE	SHUNT	AREP	PMG	wires	H :125 K	F :105 K	H : 150 K	H : 163 K	H :125 K	F :105 K	H : 150 K	H : 163 K
OPTION: 12 wires												
LSA 49.3 M6	-	C6/4	Option	12	**725**	655	770	800	**795**	715	845	875
LSA 49.3 M8	-	C6/4	Option	12	**815**	735	865	895	**890**	805	945	980
LSA 49.3 L9	-	C6/4	Option	12	**905**	815	960	1000	**990**	895	1050	1090
LSA 49.3 L10	-	C6/4	Option	12	**990**	891	1049	1089	**1083**	975	1148	1192
LSA 50.2 S4	-	C6/4	Option	12	**990**	891	990	990	**1080**	972	1080	1080
LSA 50.2 M6	-	C6/4	Option	12	**1210**	1089	1210	1210	**1320**	1188	1320	1320
LSA 50.2 L8	-	C6/4	Option	12	**1430**	1287	1430	1430	**1565**	1409	1565	1565

(1) Use winding 8 for parallel operation with the main

1800 R.P.M. - P.F. 0.8

D Star (6 or 12 wires)	A Parallel Star (12 wires only)	F Delta (*) (6 or 12 wires)
440 - 480 V	220 - 240 V	**254 - 277 V**

(*) LSA 50.2 not possible

9.4 - Winding 6 standard

Excitation					kVA @ 220V, 254V, 440V				kVA @ 240V, 277V, 480V			
					40 °C cont.		40 °C St.by	27 °C St.by	40 °C cont.		40 °C St.by	27 °C St.by
TYPE	SHUNT	AREP	PMG	wires	H :125 K	F :105 K	H : 150 K	H : 163 K	H :125 K	F :105 K	H : 150 K	H : 163 K
OPTION: 12 wires												
LSA 49.3 M6	-	C6/4	Option	12	**840**	760	890	925	**915**	825	970	1005
LSA 49.3 M8	-	C6/4	Option	12	**940**	850	1000	1040	**1025**	925	1090	1130
LSA 49.3 L9	-	C6/4	Option	12	**1045**	940	1110	1155	**1140**	1025	1210	1255
LSA 49.3 L10	-	C6/4	Option	12	**1146**	1031	1215	1260	**1250**	1125	1325	1375
LSA 50.2 S4	-	C6/4	Option	12	**1145**	1030	1145	1145	**1250**	1125	1250	1250
LSA 50.2 M6	-	C6/4	Option	12	**1400**	1260	1400	1400	**1525**	1372	1525	1525
LSA 50.2 L8	-	C6/4	Option	12	**1655**	1490	1655	1655	**1800**	1620	1800	1800

60 Hz - 3-phase

1800 R.P.M. - P.F. 0.8

D Star (6 or 12 wires)	A Parallel Star (12 wires only)	F Delta (6 or 12 wires)
380 - 416 V	190 - 208 V	**220 - 240 V**

The connections “A” and “F” are not available for LSA 52.3, LSA 53.2 & LSA 54.2

9.5 - Winding 8 specific

						kVA @ 190V, 220V, 380V				kVA @ 208V, 240V, 416V			
Système d'excitation						40 °C cont.		40 °C St.by	27 °C St.by	40 °C cont.		40 °C St.by	27 °C St.by
TYPE		SHUNT	AREP	PMG	wires	H :125 K	F :105 K	H : 150 K	H : 163 K	H :125 K	F :105 K	H : 150 K	H : 163 K
LSA 40 VS1		J8/4	C8/4	-	12	**11.5**	10.5	12	12.7	**12.5**	11.5	13.5	14
LSA 40 VS2	*	J8/4	C8/4	-	12	**14.5**	13.2	15.5	16	**15.5**	14	16.5	17
LSA 40 S3	*	J8/4	C8/4	-	12	**17.5**	16	18.5	19.5	**19**	17.5	20	21
LSA 40 S4		J8/4	C8/4	-	12	**20**	18	21	22	**22**	20	23.5	24
LSA 40 M5		J8/4	C8/4	-	12	**23**	21	24.5	25.5	**25**	23	26.5	27.5
LSA 42.3 VS1		J8/4	C8/4	Option	12	**30**	27.5	32	33	**30**	27.5	32	33
LSA 42.3 VS2		J8/4	C8/4	Option	12	**32**	29	34	35	**32**	29	34	35
LSA 42.3 VS3		J8/4	C8/4	Option	12	**38**	34.5	40.5	42	**38**	34.5	40.5	42
LSA 42.3 S4		J8/4	C8/4	Option	12	**41**	37.5	43.5	45	**41.5**	38	44	45.5
LSA 42.3 S5		J8/4	C8/4	Option	12	**46.5**	42.5	49.5	51	**47.5**	43	50	52
LSA 42.3 M7		J8/4	C8/4	Option	12	**51**	46.5	54	56	**54**	49	57	59
LSA 42.3 M8		J8/4	C8/4	Option	12	**56.5**	51	60	62	**59**	54	63	65
LSA 42.3 L9		J8/4	C8/4	Option	12	**65.5**	60	69	72	**71**	65	75	78
LSA 44.3 S2		J8/4	C8/4	Option	12	**80**	73	85	88	**88**	80	93	97
LSA 44.3 S3		J8/4	C8/4	Option	12	**90**	82	95	99	**100**	91	106	110
LSA 44.3 S4	*	J8/4	C8/4	Option	12	**103**	94	109	113	**113**	103	120	124
LSA 44.3 S5	*	J8/4	C8/4	Option	12	**115**	105	122	127	**125**	114	133	138
LSA 44.3 M6		J8/4	C8/4	Option	12	**140**	127	148	154	**159**	139	162	168
LSA 44.3 M8	*	J8/4	C8/4	Option	12	**155**	141	164	171	**169**	154	179	186
LSA 44.3 L10		J8/4	C8/4	Option	12	**172**	157	182	189	**188**	171	199	207
LSA 44.3 L12		J8/4	C8/4	Option	12	**185**	168	196	204	**200**	182	212	220
LSA 44.3 VL13	*	J8/4	C8/4	Option	12	**210**	191	223	231	**225**	205	239	248
LSA 44.3 VL14	*	J8/4	C8/4	Option	12	**228**	207	242	251	**245**	223	260	270
LSA 46.3 S4	*	J8/4	C8/4	Option	12	**265**	241	281	292	**290**	264	307	319
LSA 46.3 S5	*	J8/4	C8/4	Option	12	**285**	259	302	314	**315**	287	334	347
LSA 46.3 M7		J8/4	C8/4	Option	12	**320**	291	339	352	**330**	300	350	363
LSA 46.3 M8		J8/4	C8/4	Option	12	**355**	323	376	391	**360**	328	382	396
LSA 46.3 L10	*	J8T/4	C8T/4	Option	12	**375**	341	398	413	**-**	-	-	-
LSA 46.3 L11	*	J8T/4	C8T/4	Option	12	**440**	400	466	484	**-**	-	-	-
LSA 47.3 S4		-	C8T/4	Option	12	**500**	455	530	550	**-**	-	-	-
LSA 47.3 S5	*	-	C8T/4	Option	12	**530**	482	562	583	**-**	-	-	-
LSA 47.3 M7	*	-	C8T/4	Option	12	**575**	523	610	633	**-**	-	-	-
LSA 47.3 M8	*	-	C8T/4	Option	12	**600**	546	636	660	**-**	-	-	-
LSA 47.3 L9	*	-	C8/4	Option	12	**625**	569	663	688	**675**	614	716	743
LSA 47.3 L10	*	-	C8/4	Option	12	**655**	596	694	721	**715**	651	758	787
LSA 49.3 S4		-	C8S/4	Option	6	**715**	651	758	787	**775**	705	822	853
LSA 49.3 M6		-	C8S/4	Option	6	**840**	764	890	924	**915**	833	970	1007
LSA 49.3 M8		-	C8S/4	Option	6	**940**	855	996	1034	**1025**	933	1087	1128
LSA 49.3 L9	**	-	C8S/4	Option	6	**1045**	951	1108	1150	**1140**	1037	1208	1254
LSA 49.3 L10	**	-	C8S/4	Option	6	**1120**	1019	1187	1232	**1210**	1101	1283	1331
LSA 50.2 S4		-	C8S/4	Option	6	**1200**	1080	1260	1320	**1260**	1135	1325	1390
LSA 50.2 M6		-	C8TS/4	Option	6	**1450**	1305	1520	1595	**1450**	1305	1520	1595
LSA 50.2 L7		-	C8TS/4	Option	6	**1550**	1400	1628	1705	**1550**	1400	1628	1705
LSA 50.2 L8		-	C8S/4	Option	6	**1640**	1475	1725	1805	**1750**	1575	1840	1925
LSA 50.2 VL10		-	C8S/4	Option	6	**1800**	1620	1890	1980	**1900**	1710	1995	2090
LSA 52.3 S6		-	C8S/4	Option	6	**2300**	2098	2415	2530	**2300**	2098	2415	2530
LSA 52.3 S7		-	C8S/4	Option	6	**2500**	2280	2625	2750	**2500**	2280	2625	2750
LSA 52.3 L9		-	C8S/4	Option	6	**2700**	2462	2835	2970	**2700**	2462	2835	2970
LSA 52.3 L12		-	C8S/4	Option	6	**3000**	2736	3150	3300	**3000**	2736	3150	3300
LSA 52.3 UL16		-	C8TS/4	Option	6	**3200**	2918	3360	3520	**-**	-	-	-
LSA 53.2 M9		-	C8S/4	Option	6	**3400**	3099	3570	3740	**3400**	3099	3570	3740
LSA 53.2 M12		-	C8S/4	Option	6	**3750**	3419	3938	4125	**3750**	3419	3938	4125
LSA 54.2 M10		-	C8TS/4	Option	6	**3800**	3464	3990	4180	**-**	-	-	-

* Paralleling with the grid or between alternators, select the 6 wires configuration.

** Paralleling with the grid or between alternators, contact us.

60 Hz - 3-phase

1800 R.P.M. - P.F. 0.8

D Star (6 or 12 wires)	F Delta (6 or 12 wires)
600 V	347 V

The connection “F” is not available for LSA 52.3, LSA 53.2 & LSA 54.2

9.6 - Winding 9 specific

		Excitation				kVA @ 347V, 600V			
						40 °C cont.		40 °C St.by	27 °C St.by
TYPE		SHUNT	AREP	PMG	wires	H : 125 K	F : 105 K	H : 150 K	H : 163 K
LSA 40 VS1		-	C9/4	-	12	**12.5**	11.4	13.5	14
LSA 40 VS2		-	C9/4	-	12	**15.5**	14	16.5	17
LSA 40 S3		-	C9/4	-	12	**19**	17.5	20	21
LSA 40 S4		-	C9/4	-	12	**22**	20	23.5	25
LSA 40 M5	*	-	C9/4	-	12	**25**	23	26.5	27.5
LSA 42.3 VS1		-	C9/4	Option	12	**30**	27.5	32	33
LSA 42.3 VS2		-	C9/4	Option	12	**32**	29	34	35
LSA 42.3 VS3		-	C9/4	Option	12	**38**	34.5	40.5	42
LSA 42.3 S4		-	C9/4	Option	12	**41.5**	38	44	45.5
LSA 42.3 S5		-	C9/4	Option	12	**47.5**	43	50	52
LSA 42.3 M7		-	C9/4	Option	12	**54**	49	57	59
LSA 42.3 M8		-	C9/4	Option	12	**59.5**	54	63	65
LSA 42.3 L9		-	C9/4	Option	12	**71**	65	75	78
LSA 44.3 S2	*	-	C9/4	Option	12	**88**	80	93	97
LSA 44.3 S3	*	-	C9/4	Option	12	**100**	91	106	110
LSA 44.3 S4	*	-	C9/4	Option	12	**113**	103	120	124
LSA 44.3 S5	*	-	C9/4	Option	12	**125**	114	133	138
LSA 44.3 M6		-	C9/4	Option	12	**156**	142	165	172
LSA 44.3 M8		-	C9/4	Option	12	**169**	154	179	186
LSA 44.3 L10	*	-	C9/4	Option	12	**188**	171	199	207
LSA 44.3 L12	*	-	C9/4	Option	12	**205**	187	217	226
LSA 44.3 VL13		-	C9+/4	Option	12	**225**	205	239	248
LSA 44.3 VL14		-	C9+/4	Option	12	**232**	211	246	255
LSA 46.3 S4		-	C9S/4	Option	6	**273**	248	289	300
LSA 46.3 S5		-	C9S/4	Option	6	**290**	264	307	319
LSA 46.3 M7		-	C9/4	Option	12	**342**	311	363	376
LSA 46.3 M8		-	C9/4	Option	12	**372**	339	394	409
LSA 46.3 L10		-	C9S/4	Option	6	**390**	355	413	429
LSA 46.3 L11		-	C9S/4	Option	6	**425**	387	451	468
LSA 47.3 S4		-	C9T/4	Option	12	**512**	466	543	563
LSA 47.3 S5	*	-	C9/4	Option	12	**570**	519	604	627
LSA 47.3 M7	*	-	C9T/4	Option	12	**625**	569	663	688
LSA 47.3 M8	*	-	C9T/4	Option	12	**675**	614	716	743
LSA 47.3 L9		-	C9+/4	Option	12	**725**	660	769	798
LSA 47.3 L10		-	C9+/4	Option	12	**760**	692	806	836
LSA 49.3 M6		-	C9S/4	Option	6	**875**	796	928	963
LSA 49.3 M8		-	C9S/4	Option	6	**955**	869	1012	1051
LSA 49.3 L9		-	C9S/4	Option	6	**1000**	910	1060	1100
LSA 49.3 L10		-	C9S/4	Option	6	**1100**	1001	1166	1210
LSA 50.2 M6		-	C9TS/4	Option	6	**1420**	1278	1490	1562
LSA 50.2 L8		-	C9S/4	Option	6	**1600**	1440	1680	1760
LSA 50.2 VL10	**	-	C9S/4	Option	6	**1765**	1590	1853	1940
LSA 52.3 S6		-	C9S/4	Option	6	**2100**	1915	2205	2310
LSA 52.3 S7		-	C9S/4	Option	6	**2250**	2052	2363	2475
LSA 52.3 L9		-	C9S/4	Option	6	**2355**	2148	2473	2591
LSA 52.3 L11		-	C9S/4	Option	6	**2500**	2280	2625	2750
LSA 52.3 UL16		-	C9S/4	Option	6	**3050**	2782	3203	3355
LSA 53.2 M12		-	C9S/4	Option	6	**3300**	3010	3465	3630
LSA 54.2 M10		-	C9S/4	Option	6	**3350**	3054	3518	3685
LSA 54.2 L14		-	C9S/4	Option	6	**4100**	3738	4305	4510

* Paralleling with the grid or between alternators, select the 6 wires configuration.

** Paralleling with the grid or between alternators, contact us.

60 Hz - 3-phase

1800 R.P.M. - P.F. 0.8

D Star (6 or 12 wires)

660 - 690 V

9.7 - Winding 22 or 23 specific

			Excitation			kVA @ 660V				kVA @ 690V			
						40 °C cont.		40 °C St.by	27 °C St.by	40 °C cont.		40 °C St.by	27 °C St.by
TYPE		SHUNT	AREP	PMG	wires	H :125 K	F :105 K	H : 150 K	H : 163 K	H :125 K	F :105 K	H : 150 K	H : 163 K
LSA 42.3 VS1		-	C22T/4	Option	12	**27**	24.5	28.5	30	**28**	25.5	29.5	31
LSA 42.3 VS2		-	C22T/4	Option	12	**28**	25.5	29.5	31	**30**	27.5	32	33
LSA 42.3 VS3		-	C22T/4	Option	12	**34**	31	36	37.5	**35**	32	37	39
LSA 42.3 S4		-	C22T/4	Option	12	**40**	36.5	42.5	44	**40**	36.5	42.5	44
LSA 42.3 S5		-	C22T/4	Option	12	**42**	38	45	46	**45**	41	48	50
LSA 42.3 M7		-	C22T/4	Option	12	**45**	41	48	50	**48**	44	51	53
LSA 42.3 M8		-	C22T/4	Option	12	**51**	46.5	54	56	**53**	48	56	58
LSA 42.3 L9		-	C22T/4	Option	12	**60**	55	64	66	**61**	56	65	67
LSA 44.3 S2		-	C22TS/4	Option	6	**74**	67	78	81	**75**	68	80	83
LSA 44.3 S3		-	C22TS/4	Option	6	**88**	80	93	97	**94**	86	100	103
LSA 44.3 S4		-	C22T/4	Option	12	**95**	86	101	105	**98**	89	104	108
LSA 44.3 S5		-	C22T/4	Option	12	**110**	100	117	121	**115**	105	122	127
LSA 44.3 M6		-	C22T/4	Option	12	**120**	109	127	132	**130**	118	138	143
LSA 44.3 M8		-	C22TS/4	Option	6	**130**	118	138	143	**135**	123	143	150
LSA 44.3 L10		-	C22T/4	Option	12	**150**	137	159	165	**160**	146	170	176
LSA 44.3 L12		-	C22T/4	Option	12	**165**	150	175	182	**170**	155	180	187
LSA 44.3 VL13		-	C22T/4	Option	12	**190**	173	201	209	**195**	177	207	215
LSA 44.3 VL14		-	C22T/4	Option	12	**215**	196	228	237	**225**	205	239	248
LSA 46.3 S4		-	C22T/4	Option	12	**255**	232	270	281	**263**	239	279	289
LSA 46.3 S5		-	C22T/4	Option	12	**270**	246	286	297	**278**	253	295	306
LSA 46.3 M7		-	C22TS/4	Option	6	**280**	255	297	308	**290**	264	307	319
LSA 46.3 M8		-	C22TS/4	Option	6	**305**	278	323	336	**315**	287	334	347
LSA 46.3 L10		-	C22T/4	Option	12	**325**	296	345	358	**330**	300	350	363
LSA 46.3 L11		-	C22T/4	Option	12	**345**	314	366	380	**360**	328	382	396
LSA 47.3 S4	*	-	C22T/4	Option	12	**400**	364	424	440	**450**	410	477	495
LSA 47.3 S5		-	C23/4	Option	12	**450**	410	477	495	**500**	455	530	550
LSA 47.3 M7		-	C23/4	Option	12	**500**	455	530	550	**550**	501	583	605
LSA 47.3 M8		-	C23/4	Option	12	**544**	495	577	598	**575**	523	610	633
LSA 47.3 L9		-	C22T/4	Option	12	**600**	546	636	660	**625**	569	663	688
LSA 47.3 L10		-	C22T/4	Option	12	**685**	623	726	754	**690**	628	731	759
LSA 49.3 S4		-	C22TS/4	Option	6	**740**	673	784	814	**770**	701	816	847
LSA 49.3 M6		-	C22TS/4	Option	6	**800**	728	848	880	**850**	774	901	935
LSA 49.3 M8		-	C22TS/4	Option	6	**885**	805	938	974	**940**	855	996	1034
LSA 49.3 L9		-	C22TS/4	Option	6	**1045**	951	1108	1150	**1045**	951	1108	1150
LSA 50.2 M6		-	C22S/4	Option	6	**1200**	1092	1272	1320	**1300**	1183	1378	1430
LSA 50.2 L8		-	C23S/4	Option	6	**1400**	1274	1484	1540	**1500**	1365	1590	1650
LSA 50.2 VL10		-	C22S/4	Option	6	**1600**	1456	1696	1760	**1700**	1547	1802	1870
LSA 52.3 S6		-	C22S/4	Option	6	**2190**	1997	2300	2409	**2190**	1997	2300	2409
LSA 52.3 S7		-	C22S/4	Option	6	**2580**	2353	2709	2838	**2580**	2353	2709	2838
LSA 52.3 L9		-	C22S/4	Option	6	**2700**	2462	2835	2970	**2700**	2462	2835	2970
LSA 52.3 L12		-	C22S/4	Option	6	**2800**	2554	2940	3080	**2800**	2554	2940	3080
LSA 52.3 UL16		-	C22S/4	Option	6	**2900**	2645	3045	3190	**2900**	2645	3045	3190
LSA 53.2 M9		-	C22S/4	Option	6	**3000**	2736	3150	3300	**3000**	2736	3150	3300
LSA 53.2 M11		-	C22S/4	Option	6	**3420**	3119	3591	3762	**3420**	3119	3591	3762
LSA 54.2 L14		-	C22S/4	Option	6	**4320**	3940	4536	4752	**4320**	3940	4536	4752

* Paralleling with the grid or between alternators, select the 6 wires configuration.

60 Hz - 1-phase

1800 R.P.M. - P.F. 0.8

FF double Delta (12 wires)	G open Delta (12 wires)
220 - 240 V	220 - 240 V

9.8 - Winding 6 standard

Excitation					kVA @ 220V - 240V			
					40 °C cont.		40 °C St.by	27 °C St.by
TYPE	SHUNT	AREP	PMG	wires	H : 125 K	F : 105 K	H : 150 K	H : 163 K
LSA 40 VS1	J6/4	C6/4	-	12	9	8.5	9.5	10
LSA 40 VS2	J6/4	C6/4	-	12	11.5	10.5	12	12.5
LSA 40 S3	J6/4	C6/4	-	12	13	12	14	14.5
LSA 40 S4	J6/4	C6/4	-	12	14.5	13	15.5	16
LSA 40 M5	J6/4	C6/4	-	12	16	15	17	17.5
LSA 42.3 VS1	J6/4	C6/4	Option	12	18.9	17	20	20.8
LSA 42.3 VS2	J6/4	C6/4	Option	12	19.2	17.5	20.5	21.1
LSA 42.3 VS3	J6/4	C6/4	Option	12	23	21	24.5	25.5
LSA 42.3 S4	J6/4	C6/4	Option	12	24	22	25.5	26.5
LSA 42.3 S5	J6/4	C6/4	Option	12	27.5	25	29	30.5
LSA 42.3 M7	J6/4	C6/4	Option	12	30	27.5	32	33
LSA 42.3 M8	J6/4	C6/4	Option	12	34	31	36	37.5
LSA 42.3 L9	J6/4	C6/4	Option	12	39	35.5	41.5	43
LSA 44.3 S2	J6/4	C6/4	Option	12	46	42	49	51
LSA 44.3 S3	J6/4	C6/4	Option	12	52	47	55	57
LSA 44.3 S4	J6/4	C6/4	Option	12	59	54	63	65
LSA 44.3 S5	J6/4	C6/4	Option	12	65	59	69	72
LSA 44.3 M6	J6/4	C6/4	Option	12	76	69	81	84
LSA 44.3 M8	J6/4	C6/4	Option	12	81	74	86	89
LSA 44.3 L10	J6/4	C6/4	Option	12	95	86	101	105
LSA 44.3 L12	J6/4	C6/4	Option	12	105	96	111	116
LSA 44.3 VL13	J6/4	C6/4	Option	12	113	102	119	124
LSA 44.3 VL14	J6/4	C6/4	Option	12	125	114	133	136
LSA 46.3 S4	J6/4	C6/4	Option	12	152	138	161	167
LSA 46.3 S5	J6/4	C6/4	Option	12	165	150	175	182
LSA 46.3 M7	J6/4	C6/4	Option	12	182	165	192	200
LSA 46.3 M8	J6/4	C6/4	Option	12	200	180	210	218
LSA 46.3 L10	J6/4	C6/4	Option	12	215	195	227	236
LSA 46.3 L11	J6/4	C6/4	Option	12	231	210	250	254

60 Hz - Dedicated 1-phase

1800 R.P.M. - P.F. 1

SE series (4 wires)	PA parallel (*) (4 wires)
230 - 240 V	115 - 120 V

(*) LSA 44.3 not possible

9.9 - Dedicated winding M or M1

Excitation					kVA @ 115V - 120V, 230V - 240V			
					40 °C cont.		40 °C St.by	27 °C St.by
TYPE	SHUNT	AREP	PMG	wires	H : 125 K	F : 105 K	H : 150 K	H : 163 K
LSA 40 VS1	JM/4	-	-	4	11.5	10.5	12	13
LSA 40 VS2	JM/4	-	-	4	13.5	12.5	14.5	15
LSA 40 S3	JM/4	-	-	4	14.5	13	15.5	16
LSA 40 S4	JM/4	-	-	4	16	14.5	17	17.5
LSA 40 M5	JM/4	-	-	4	17.5	16	19	19.5
LSA 42.3 VS1	JM1/4	-	-	4	23	20.9	24.4	25.3
LSA 42.3 VS2	JM1/4	-	-	4	26	23.7	27.6	28.6
LSA 42.3 VS3	JM1/4	-	-	4	28.8	26.2	30.5	31.6
LSA 42.3 S4	JM1/4	-	-	4	31.5	28.7	33.4	34.7
LSA 42.3 S5	JM1/4	-	-	4	36	32.8	38.2	39.6
LSA 42.3 M7	JM1/4	-	-	4	40	36.4	42.4	44
LSA 42.3 M8	JM1/4	-	-	4	47.2	43	50	51.9
LSA 42.3 L9	JM1/4	-	-	4	53	48.2	56.2	58.3
LSA 44.3 S3	JM1/4	-	-	4	80	73	85	88
LSA 44.3 S5	JM1/4	-	-	4	100	91	106	110
LSA 44.3 M6	JM1/4	-	-	4	115	105	122	127
LSA 44.3 L10	JM1/4	-	-	4	125	114	133	138

kVA at P.F. 0.8 = kVA/kW at P.F. 1 x 0.85

Nidec

All for dreams

www.nidecpower.com

Connect with us at:

© 2024 Moteurs Leroy-Somer SAS. The information contained in this brochure is for guidance only and does not form part of any contract. The accuracy cannot be guaranteed as Moteurs Leroy-Somer SAS have an ongoing process of development and reserve the right to change the specification of their products without notice.

Moteurs Leroy-Somer SAS. Headquarters: Bd Marcellin Leroy, CS 10015, 16915 Angoulême Cedex 9, France. Share Capital: 32,239,235 €, RCS Angoulême 338 567 258.

4607 en - 2024.07 / y